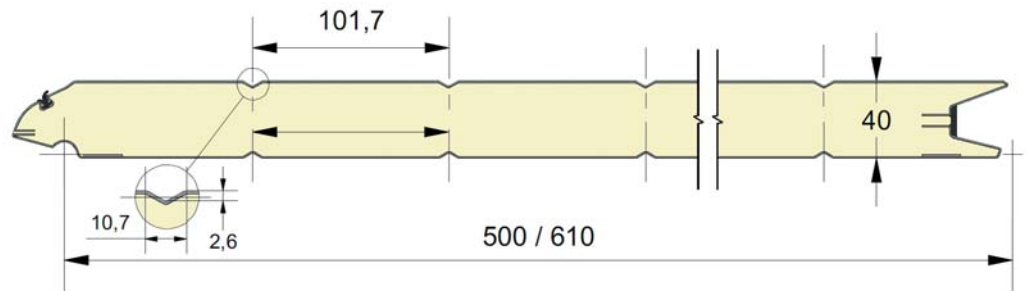


Fingersafe panel with ribbed outer sheet
 Available in heights 500 and 610mm.
 Inner sheet : ribbed, stucco embossed, RAL 9010.

PANEL KL



REFERENCE	HEIGHT	EMBOSSING
1507	500	Smooth
1508	610	Smooth
1509	500	Woodgrain
1510	610	Woodgrain
1511	500	Stucco
1512	610	Stucco

COLORS

	9010	9016 P	7016 P	7016 M	7039 M	8014 P	9006	Golden Oak
500	•**	•*	•	*	*			•
610	•**	•*	•	*	*			•

• = Standard ■ = Option (min. 100 m²) * = Only in smooth
 ** = Exept in smooth

EMBOSSING

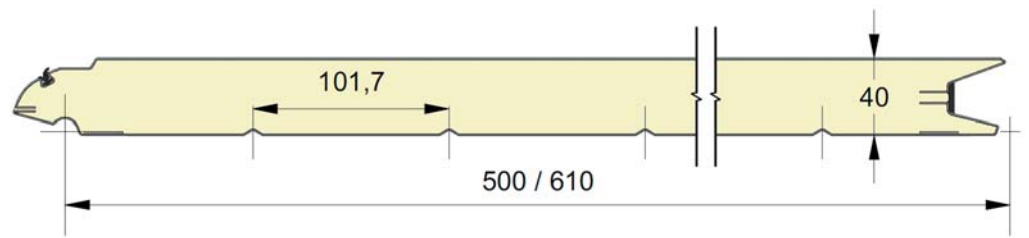


EPCO

YOUR NEEDS. OUR PANELS.

Fingersafe panel with flat outer sheet
 Available in heights 500 and 610mm.
 Inner sheet : ribbed, stucco embossed, RAL 9010.

PANEL LF



REFERENCE	HEIGHT	EMBOSSING
1601	500	Smooth
1602	610	Smooth
1603	500	Woodgrain
1604	610	Woodgrain
1605	500	Stucco
1606	610	Stucco

COLORS

	9010	9016 P	7016 P	7016 M	7039 M	8014 P	9006	Golden Oak
500	•**	•*	•	*	*		**	•
610	•**	•*	•	*	*		**	•

= Standard
 = Option (min. 100 m²)
 * = Only in smooth
 ** = Exept in smooth

EMBOSSING

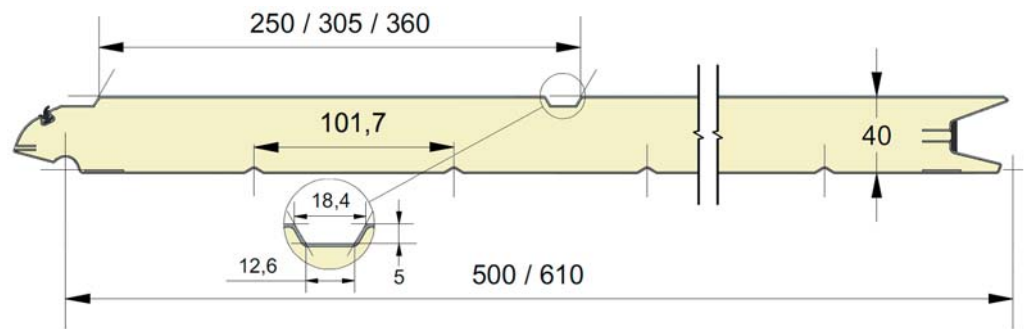


EPCO

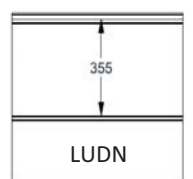
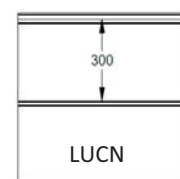
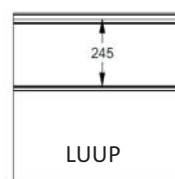
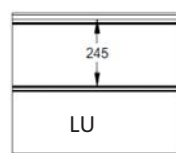
YOUR NEEDS. OUR PANELS.

Fingersafe panel with single grooved outer sheet
 Available in heights 500 and 610mm with groove centered, up or down.
 Inner sheet ribbed, stucco embossed, RAL 9010.

PANEL LU



REFERENCE	HEIGHT	EMBOSSING
1607	500	Smooth
1608	610 CN	Smooth
1609	610 UP	Smooth
1610	610 DN	Smooth
1611	500	Woodgrain
1612	610 CN	Woodgrain
1613	610 UP	Woodgrain
1614	610 DN	Woodgrain
1615	500	Stucco
1616	610 CN	Stucco
1617	610 UP	Stucco
1618	610 DN	Stucco



COLORS

	9010	9016 P	7016 P	7016 M	7039 M	8014 P	9006	Golden Oak
500	•**	•*	•	*	*		**	•
610	•**	•*	•	*	*		**	•

• = Standard • = Option (min. 100 m²) * = Only in smooth ** = Exept in smooth

EMBOSSING



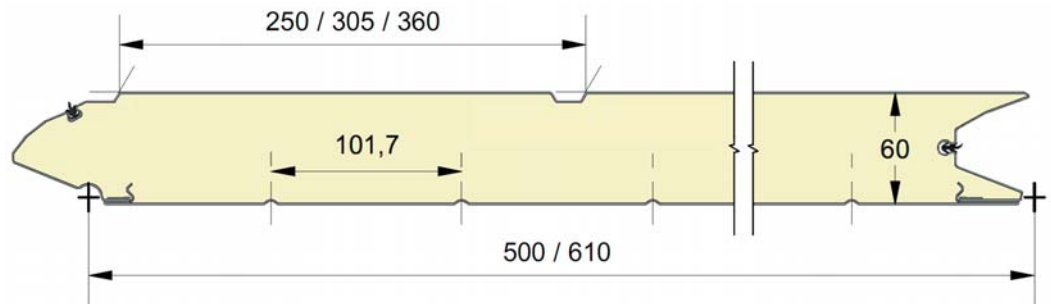
EPCO

YOUR NEEDS. OUR PANELS.

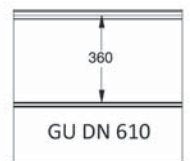
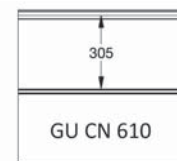
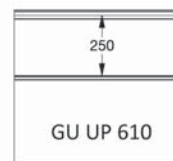
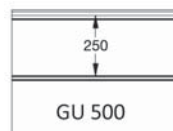
Fingersafe panel with single grooved outer sheet.
 Available in heights 500 and 610mm with groove centered, up or down.
 Inner sheet: ribbed, stucco embossed, RAL 9010.

PANEL GU

Reco
SERIES



REFERENCE	HEIGHT	EMBOSSING
907	500	Smooth
908	610 CN	Smooth
909	610 UP	Smooth
910	610 DN	Smooth
911	500	Woodgrain
912	610 CN	Woodgrain
913	610 UP	Woodgrain
914	610 DN	Woodgrain
915	500	Stucco
916	610 CN	Stucco
917	610 UP	Stucco
918	610 DN	Stucco



COLORS

	9010	9016 P	Golden Oak	7016 P
500	●	●*	●	●
610	●	●*	●	●



= Standard



= Option (min. 100 m²)

* = Only in Smooth

EMBOSSING



Smooth



Stucco



Woodgrain

EPCO

YOUR NEEDS. OUR PANELS.